
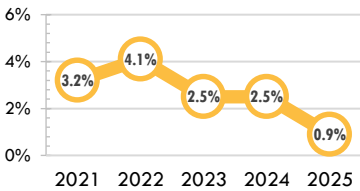
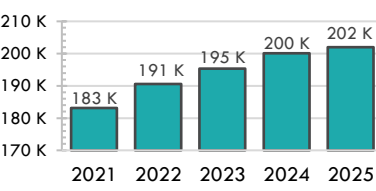

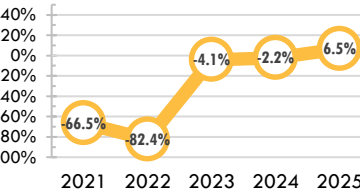
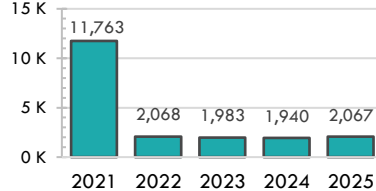

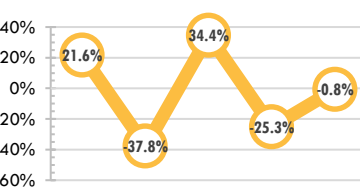
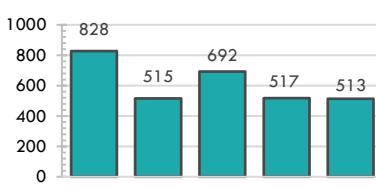

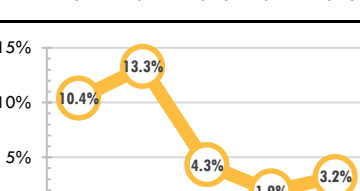
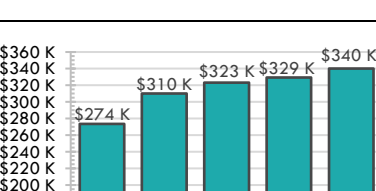

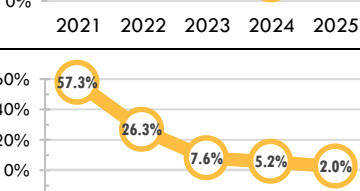
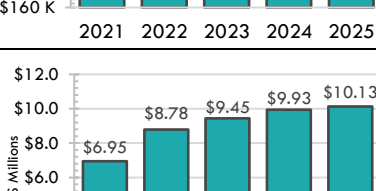

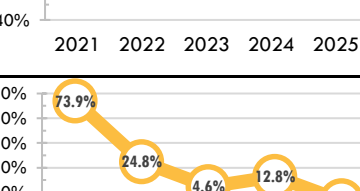
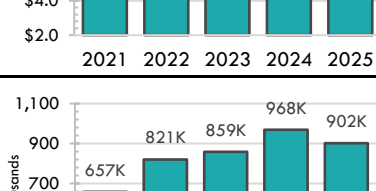



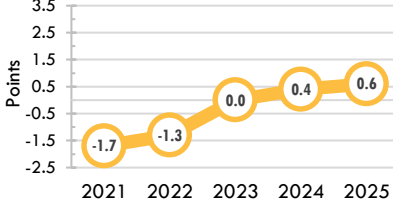
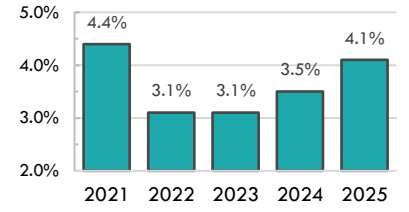



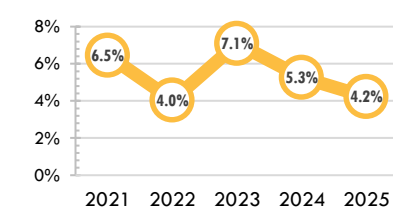
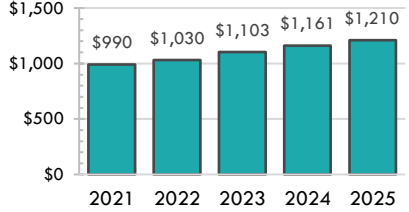



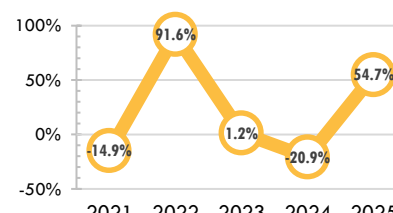
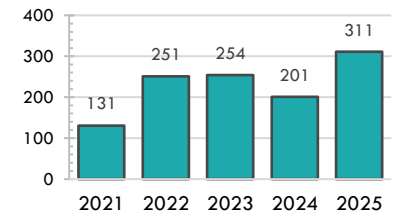



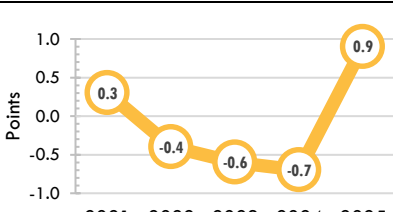
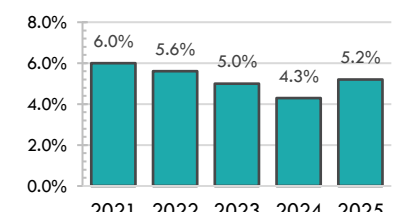



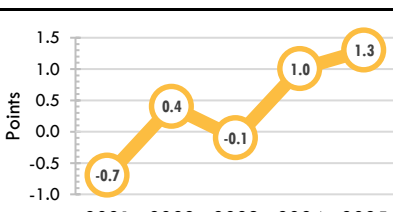
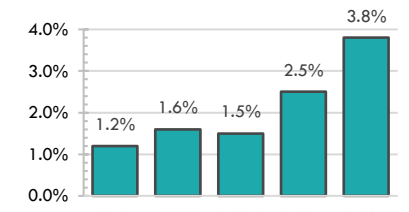



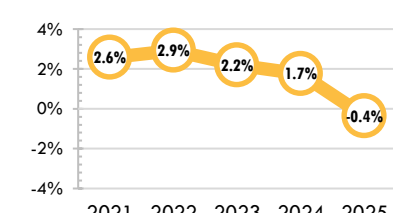
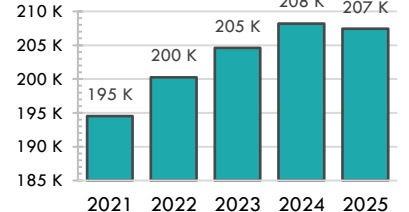



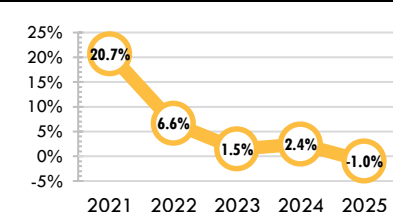
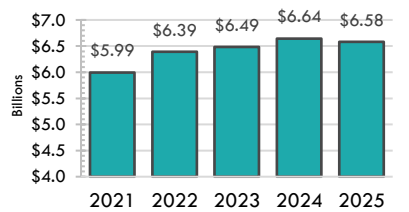


Annual Economic Review is a 1-year and 5-year retrospective of the same 13 indicators featured in the Quarterly Economic Dashboard. Annual data shows a bigger picture than quarterly measurements and lets the past give context to the present.

2025 COMPARED TO 2021: Employment, up 10.3%; **Unemployment Claims**, down 82.4%; **Single-Family Construction Permits**, down 38.0%; **Median Single-Family Home Sales Price**, up 37.2%; **Tourist Tax Receipts**, up 45.8%; **TLH Passengers**, up 37.2%; **Unemployment Rate**, down 0.3 points; **Average Weekly Wage**, up 22.2%; **Foreclosures**, up 137%; **Office Vacancy Rate**, down 0.8 points; **Industrial Vacancy Rate**, up 2.6 points; **Labor Force**, up 6.6%; and **Taxable Sales**, up 9.7%.

INDICATOR	2025	SINCE 2024	SINCE 2021	ANNUAL RATE OF CHANGE, PAST 5 YEARS	ACTUAL CHANGE, PAST 5 YEARS
1  EMPLOYMENT 202,000 Annual Average Tallahassee Metro Area	↑ +0.9% Up 1,900 from 2024	↑ +10.3% Up 18,900 from 2021			
2  UNEMPLOYMENT CLAIMS 2,067 Annual Total Tallahassee Metro Area	↑ 6.5% 127 more than in 2024	↓ -82.4% 9,696 fewer than in 2021			
3  NEW SINGLE-FAMILY CONSTRUCTION PERMITS 513 Annual Total Leon County	↓ -0.8% 4 fewer than in 2024	↓ -38.0% 315 fewer than in 2021			
4  MEDIAN SINGLE-FAMILY HOME SALES PRICE \$340 K Annual Total Tallahassee Metro Area	↑ +3.2% \$10.6K more than in 2024	↑ +37.2% \$66.3K more than in 2021			
5  TOURIST TAX RECEIPTS \$10.13 M Annual Total Tallahassee Metro Area	↑ +2.0% \$200K more than in 2024	↑ +45.8% \$3.19M more than in 2021			
6  TALLAHASSEE PASSENGERS 901,994 Annual Total TLH	↓ -6.9% 66K fewer than in 2024	↑ +37.2% 244K more than in 2021			

INDICATOR	2025	SINCE 2024	SINCE 2021	ANNUAL RATE OF CHANGE, PAST 5 YEARS	ACTUAL CHANGE, PAST 5 YEARS
UNEMPLOYMENT RATE 	4.1% Annual Average Tallahassee Metro Area	 +0.6 pts. Up from 3.5% in 2024	 -0.3 pts. Down from 4.4% in 2021		
AVERAGE WEEKLY WAGE 	\$1,210 Annual Average Tallahassee Metro Area	 +4.2% \$49 more than in 2024	 +22.2% \$220 more than in 2021		
MORTGAGE FORECLOSURES 	311 Annual Total Leon County	 +54.7% 110 more than in 2024	 +137.4% 180 more than in 2021		
OFFICE VACANCY RATE 	5.2% Annual Average Tallahassee Metro Area	 +0.9 pts. Up from 4.3% in 2024	 -0.8 pts. Down from 6.0% in 2021		
INDUSTRIAL VACANCY RATE 	3.8% Annual Average Tallahassee Metro Area	 +1.3 pts. Up from 2.5% in 2024	 +2.6 pts. Up from 1.2% in 2021		
LABOR FORCE 	207,445 Annual Average Tallahassee Metro Area	 -0.4% Down 759 from 2024	 +6.6% Up 12,900 from 2021		
TAXABLE SALES 	\$6.58 B Annual Total Tallahassee Metro Area	 -1.0% \$66.2M less than in 2024	 +9.7% \$584.1M more than in 2021		

Sources: Florida Commerce, Current Employment Statistics (CES) and Local Area Unemployment Statistics (LAUS); Bureau of Labor Statistics, Quarterly Census of Employment and Wages (QCEW); Florida Commerce, Workforce Statistics and Economic Research; Florida Department of Revenue, Office of Tax Research; Florida Legislature’s Office of Economic and Demographic Research; City of Tallahassee Growth Management Department and Leon County Department of Development Support & Environmental Management; Leon County Clerk of Courts; Tallahassee Board of Realtors; Tallahassee International Airport; CoStar Property.